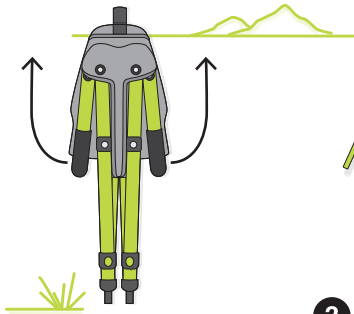


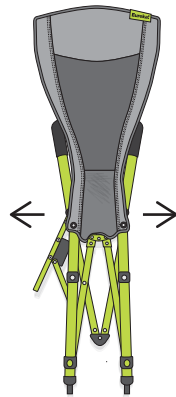
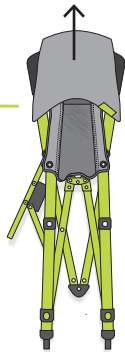
Eureka!

INSTRUCTIONS | Director Chair (2572123)

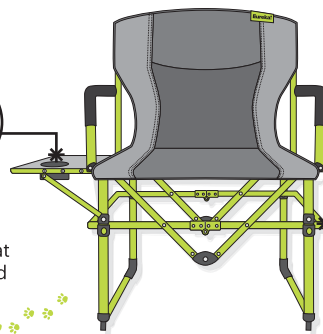
- 1** Release chair arms by unfolding them upward.



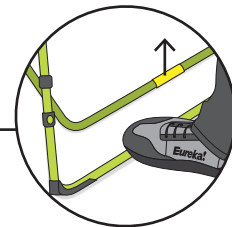
- 2** Fold seatback upward.



- 3** Grasp sides of seat and pull outward so that chair can stand upright.



- 4** Place your foot on the lower frame section and pull upward on side lever to finish setup and deploy side table.



- 5** Reverse steps to collapse chair.

FURNITURE CARE

- Weight limit: 300lbs
- Keep away from open flame
- Use on level ground
- Use caution to avoid injuring fingers when opening/closing

WARRANTY

- Your Eureka! furniture is covered by a one year warranty. For more details please visit the website or contact customer service.

QUESTIONS?

Johnson Outdoors Gear, Inc.
USA: 1-800-572-8822
www.eurekacamping.com

Johnson Outdoors Canada
Canada: 1-800-263-6390
www.eurekatentscanada.com