



SCUBAPRO

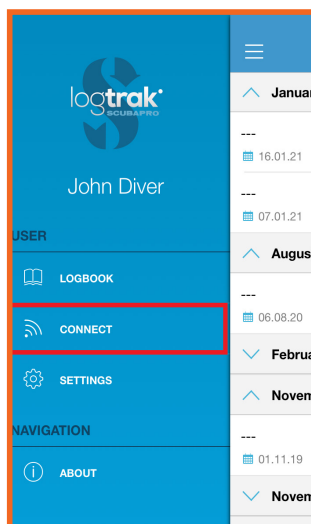


ALADIN SERIES FIRMWARE UPDATE PROCEDURE via iOS

ALADIN SPORT/ONE/HOSE MATRIX
ALADIN A1 & ALADIN A2

A new firmware is available for your **ALADIN** dive computer.

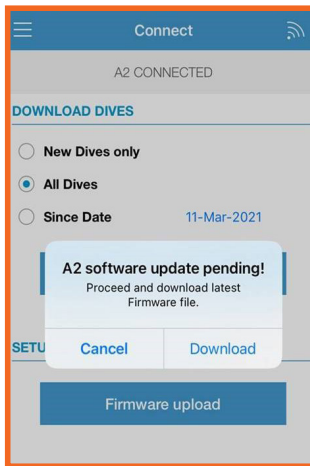
- **(1)** Make sure your dive computer has enough battery capacity with at least 5 segments.
Note: In case your dive computer's battery capacity is lower than 5 segments, have the battery replaced as the software update will not load with insufficient voltage.
- **(2)** Switch off any battery and screen saving modes on your mobile device, as it may interrupt the Bluetooth communication.
- **(3)** Activate Bluetooth on the dive computer and on your mobile device.
- **(4)** Launch LogTRAK on your mobile device.
- **(5)** Establish connection between your dive computer and mobile device by pressing connect



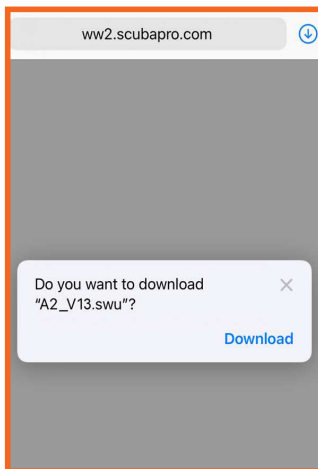
- **(6)** Once you connect and synchronize your dive computer within LogTRAK, a firmware update notification will appear.



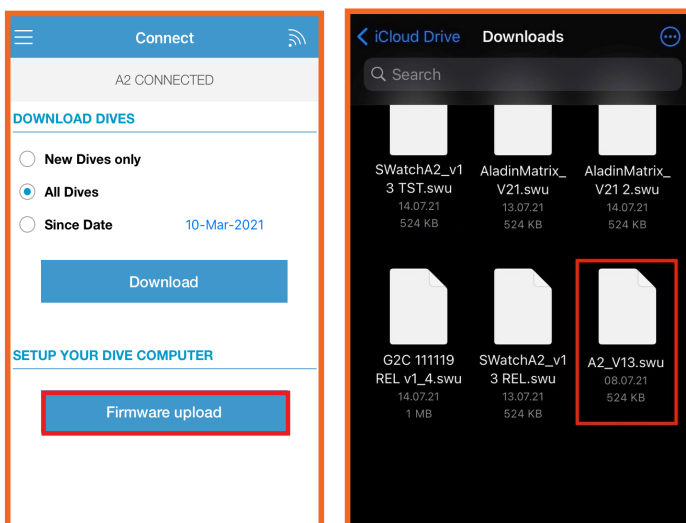
SCUBAPRO



- **(7)** Tap the download button and save the software update (swu) file in your mobile device's Downloads folder.



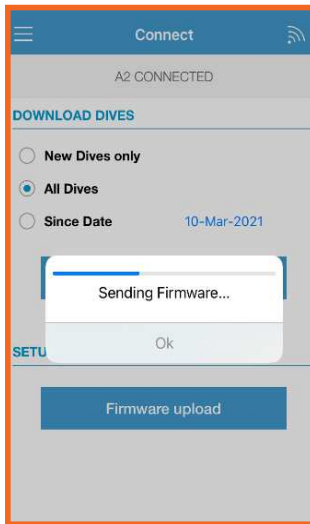
- **(8)** To start the software update press the FIRMWARE UPLOAD button, navigate to Downloads folder and select the swu file.



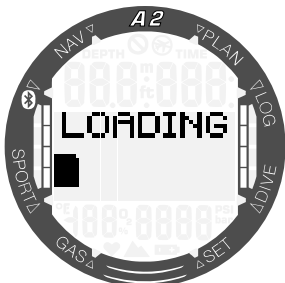
- **(9)** Once the software file has been selected, the update will start.



SCUBAPRO



- **(10)** The status of the software upload is shown on the display with a progress bar.



Note: Keep the dive computer near your mobile device while the software update is loading.

After successful software upload your dive computer starts the reprogramming automatically. Once the new software has been programmed, the dive computer will complete a few internal checks and finally perform a reboot.

ALADIN MATRIX: A double press-and-hold of the right button exits this screen and enters the “Time and date” display.

A1 and A2: A short press of the SEL/ESC button exits this screen and enters the “Time and date” display.

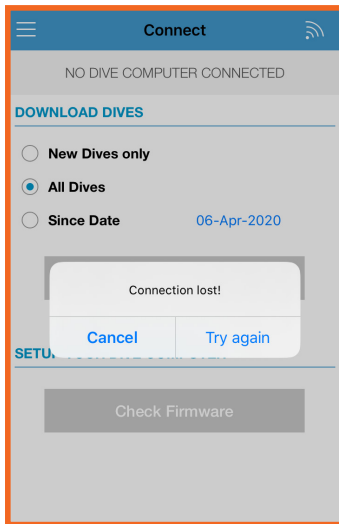


SCUBAPRO

TROUBLESHOOTING:

After the firmware update you may need to unpair your **ALADIN** dive computer from your mobile device, if Log-TRAK tells you to do so - see section below for further explanations.

Depending on the age of your mobile device, it might take a couple of retries until 100% upload progress is reached. Follow the below instructions:



- Press try again
- Re-connect to your **ALADIN** dive computer by pressing **CONNECT NOW**
- Tap **FIRMWARE UPLOAD** and choose the swu file – step 8 from above

If your dive computer does not re-connect, exit the **BLUETOOTH** menu and re-enter.