
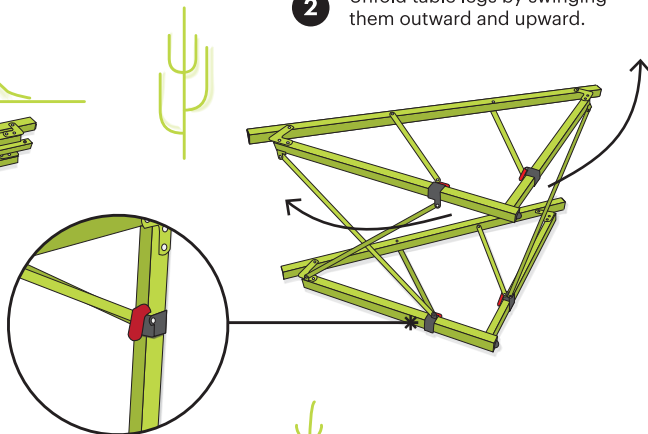


- 1** Place table on ground as shown.

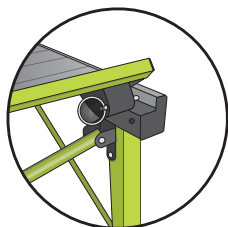


- 2** Unfold table legs by swinging them outward and upward.




- 3** Ensure that the **RED** leg locks have engaged "click".

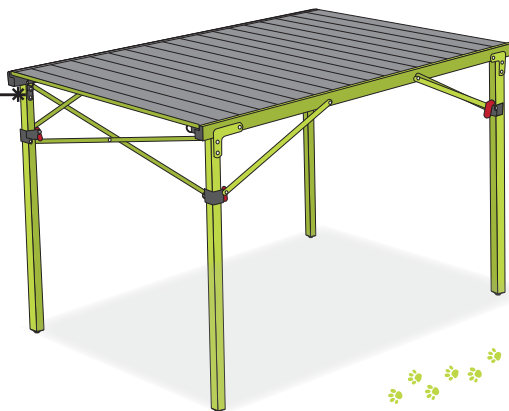
- 4** Place top slats along rails and align 4 spring pins and holes to ensure proper engagement.



- 5** Adjust anti-rock leveling foot.



- 6** Reverse steps to collapse table.



QUESTIONS?

Johnson Outdoors Gear, Inc.
USA: 1-800-572-8822
www.eurekacamping.com

Johnson Outdoors Canada
Canada: 1-800-263-6390
www.eurekatentscanada.com

FURNITURE CARE

- Weight limit: 90lbs
- Keep away from open flame
- Use on level ground
- Use caution to avoid injuring fingers when opening/closing

WARRANTY

- Your Eureka! furniture is covered by a one year warranty. For more details please visit the website or contact customer service.